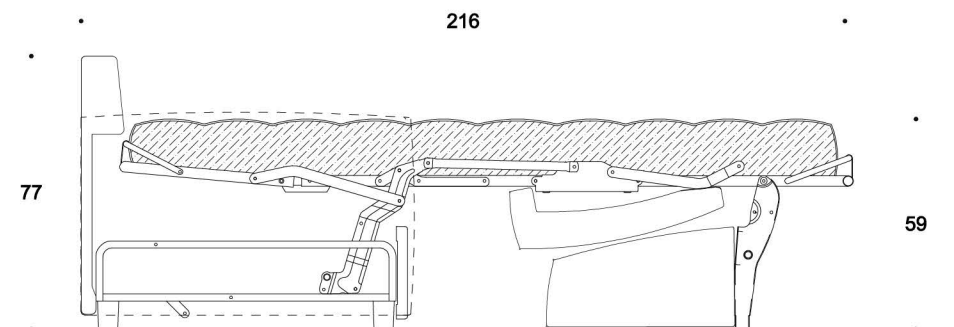
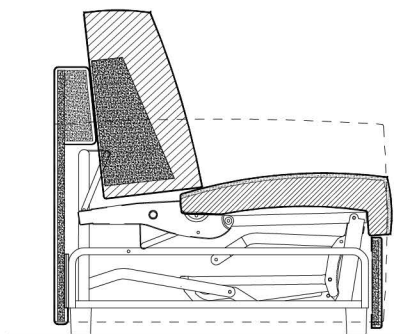
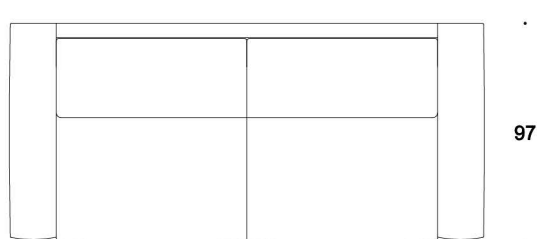
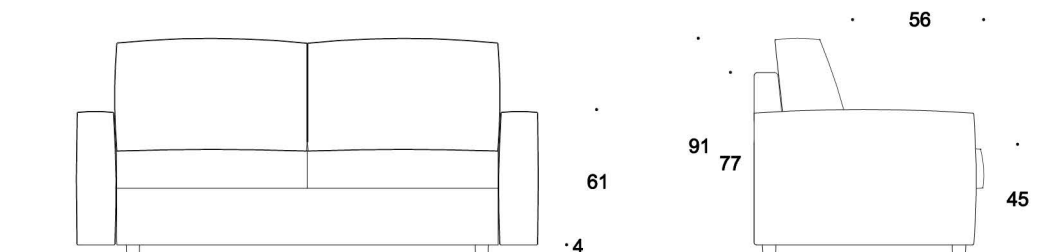


► PALOMA

SCHEMA TECNICA

Technical sheet



 Fibra siliconata 200 gr/m²
200 gr/m² siliconized fibre

 Poliuretano indeformabile 30 kg/m³
30 kg/m³ non-deformable polyurethane foam

 Poliuretano soffice 18 kg/m³
18 kg/m³ polyurethane foam

 Fusto in legno
Wooden frame

 Poliuretano rivestito
Coated polyurethane

 Tessuto / Pelle
Fabric / Leather

► CARATTERISTICHE FEATURES

- Materasso - Mattress:
Luxury memory h 13
- Rivestimento sfoderabile
Removable cover
- Portaguanciali
Pillows storage
- Meccanismo motorizzato
Electric mechanism
- Cucitura F
Stitching F

► OPTIONAL



Imbottitura seduta rigida
Firm seat padding



Ignifugo
Flame retardant